




# KIT VALVOLE + GUIDE



## Lombardini

Modello			Codice PRAI	Rif.orig.
<b>LDA520 - LDA523 - LDA530 - LDA532</b>	9652.025 : O = 31,8 mm M = 84,2 mm	4845.166 : S = 7,05 R = 11,05 T = 40	KIT6L1	9652.025 + 9685.039 + 4845.166 + 4845.168
	9685.039 : O = 27 mm M = 84 mm	4845.168 : S = 7,05 R = 11,05 T = 33		
<b>6LD360 - 6LD400</b>	9652.040 : O = 34,2 mm M = 84 mm	4845.166 : S = 7,05 R = 11,05 T = 40	KIT6L2	9652.040 + 9685.051 + 4845.166 + 4845.168
	9685.051 : O = 29,5mm M = 83,5 mm	4845.168 : S = 7,05 R = 11,05 T = 33		
<b>3LD510</b>	9652.017 : O = 34,2 mm M = 99,4 mm	4845.154 : S = 7,03 R = 11,06 T = 56	KIT3L1	9652.017 + 9685.027 + 4845.154 + 4845.156
	9685.027 : O = 29,5 mm M = 99 mm	4845.156 : S = 7,03 R = 11,06 T = 44		
<b>15LD315/350</b>	9652.130 : O = 36 mm M = 91,5 mm	4845.218 : S = 7,03 R = 11,05 T = 40	130007K	9652.130 + 9685.133 + 4845.218 + 4845.219
	9685.133 : O = 32 mm M = 91,5 mm	4845.219 : S = 7,03 R = 11,05 T = 31		
<b>15LD400/440</b>	9652.163 : O = 37,7 mm M = 92 mm	4845.218 : S = 7,03 R = 11,05 T = 40	130255K	9652.163 + 9685.155 + 4845.218 + 4845.219
	9685.155 : O = 33,5mm M = 92 mm	4845.219 : S = 7,03 R = 11,05 T = 31		